

# Investment Advice for UNS



**IMPORTANT:** This report was updated on 09.29.2014 and since then the report may have changed. Updates are available to subscribers - [Stock Traders Daily](#)

## Fundamental Analysis

1. At the bottom of this PDF you will find fundamental charts
2. Fundamental charts exist for stocks, not ETFs or ETNs
3. The focus of our fundamental observations is EPS growth
4. We track EPS on a trailing 12 month basis every quarter
5. We compare Q/Q and Y/Y to determine EPS growth
6. We chart P/E over time to identify ebbs and flows
7. And conclude with a PEG ratio evaluation of relative value.

## Technical Analysis

1. We cover 5000 stocks fundamentally, but only 1300 technically
2. If you would like us to cover your stock technically please register.
3. If we cover your stock now the technicals will tell you where to buy and sell.
4. We recommend that investors start with the long term trading plans.
5. Technicals change as prices change, so updates are available on [Stock Traders Daily](#)

## Trend Tracker

1. We also offer an automated Trading Tool
2. It does almost all of the work for you
3. It is free to all of our subscribers on [Stock Traders Daily](#)

## Special Offer

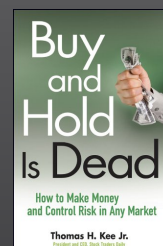
If you join us for a [free trial](#) we will personally help you with UNS, and answer all of your questions about the economy, stock market, and your investments.

### Stock of the Week

↑ **294.14%** as of Sep 2014

Our [Stock of the Week Strategy](#) was beating the market by 225% as of Sep 2014. That is because it has integrated risk controls. We will show you how it is done.

Stock Traders Daily also has the most accurate leading longer term Stock Market and Economic Indicator ever developed. It is called [The Investment Rate](#), and it is available for our clients.



### Buy & Hold is Dead

by Thomas H. Kee  
Jr.

You can purchase  
this book at the  
following online  
stores

[Amazon.com](#)

[Borders](#)

[Barnes & Noble](#)

If you like this report, please share it...



Like us on Facebook



Follow us on Twitter



Join us on LinkedIn

## Additional Services

We Will Teach You How to Trade

How to Trade Stocks & Markets

Understand Trends

Make Money

Sign Up Now



## Market Analysis Technical

DOW

S&P

NASDAQ

RUSSELL

## The Investment Rate

Our Proprietary macroeconomic analysis has identified every major economic and market cycle in US History in advance. See what it says about today's environment. [MORE](#)

## Stock Finder

Find a Stock to Buy or Short

## Stock Report

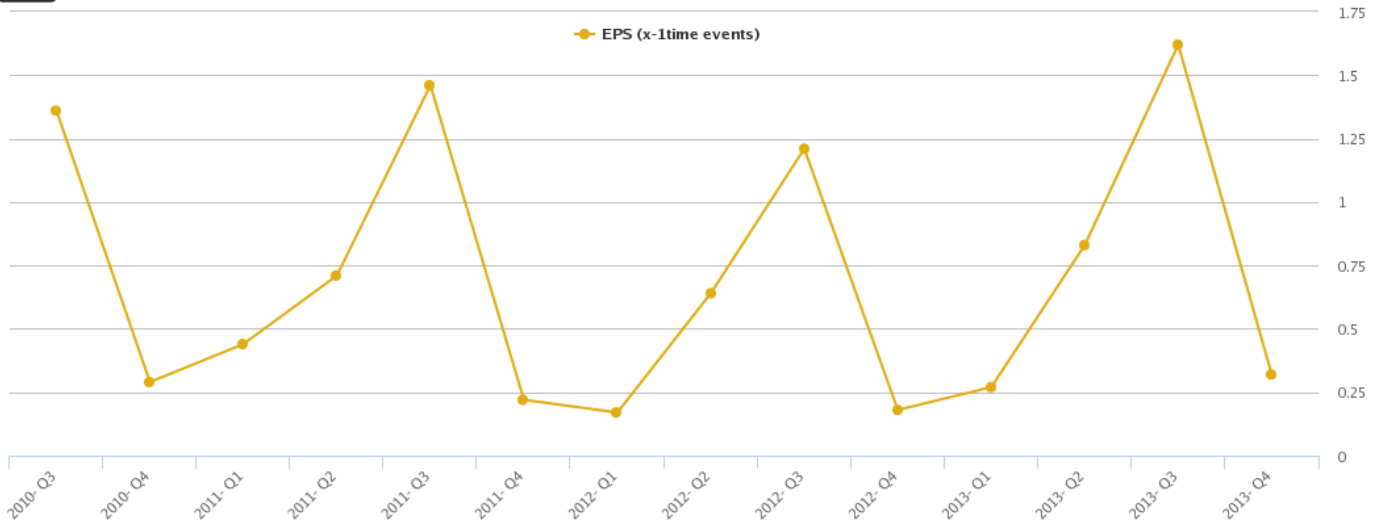
Go

# UNS ()

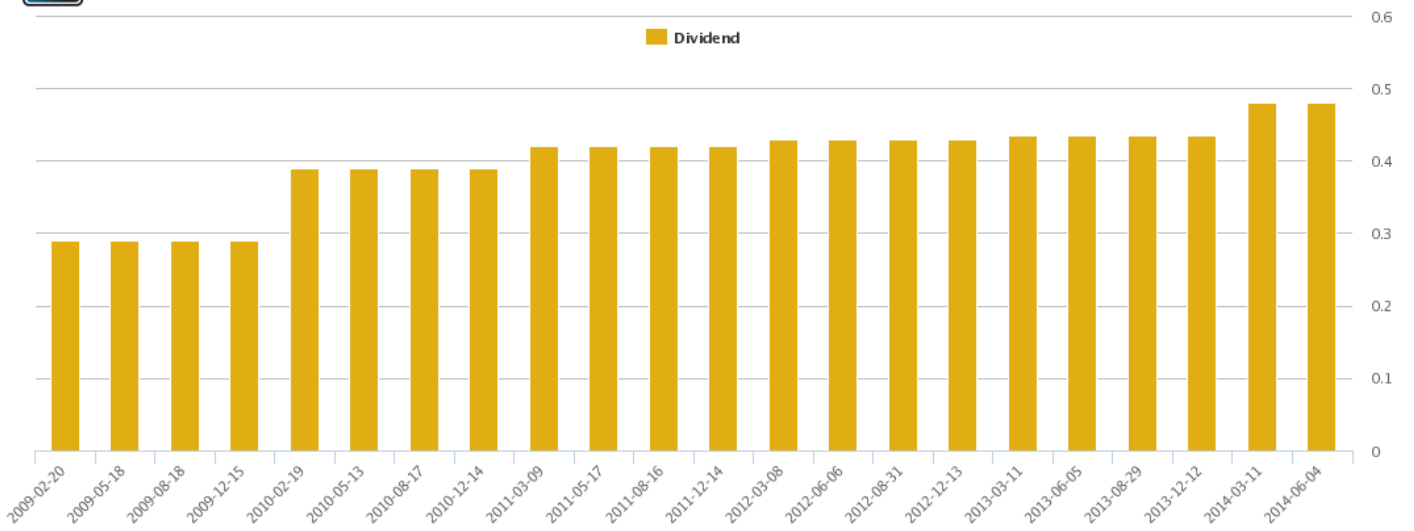
Recently trading at: 0 September 30, 2014, 8:23 am ET

**(Fundamental charts offered below)**

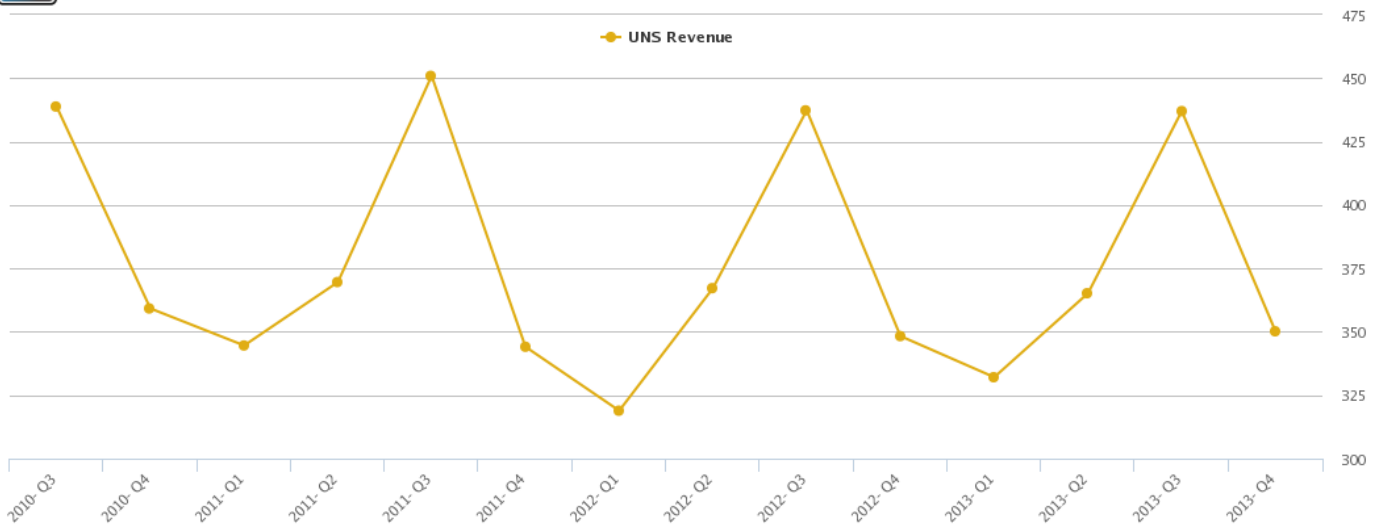
### UNS EPS Analysis



### UNS stock dividend chart



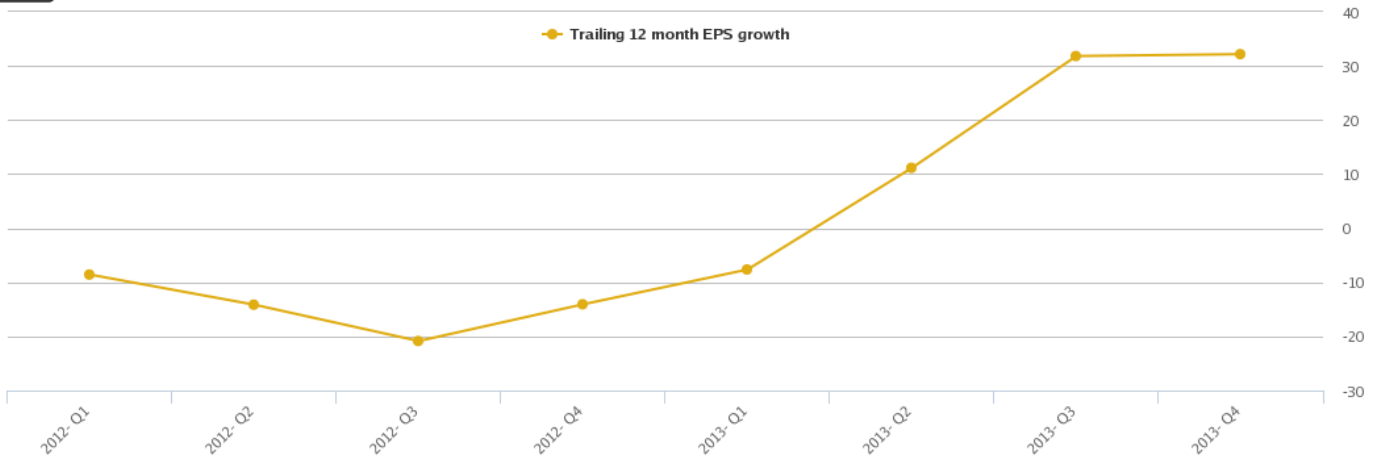
### pre



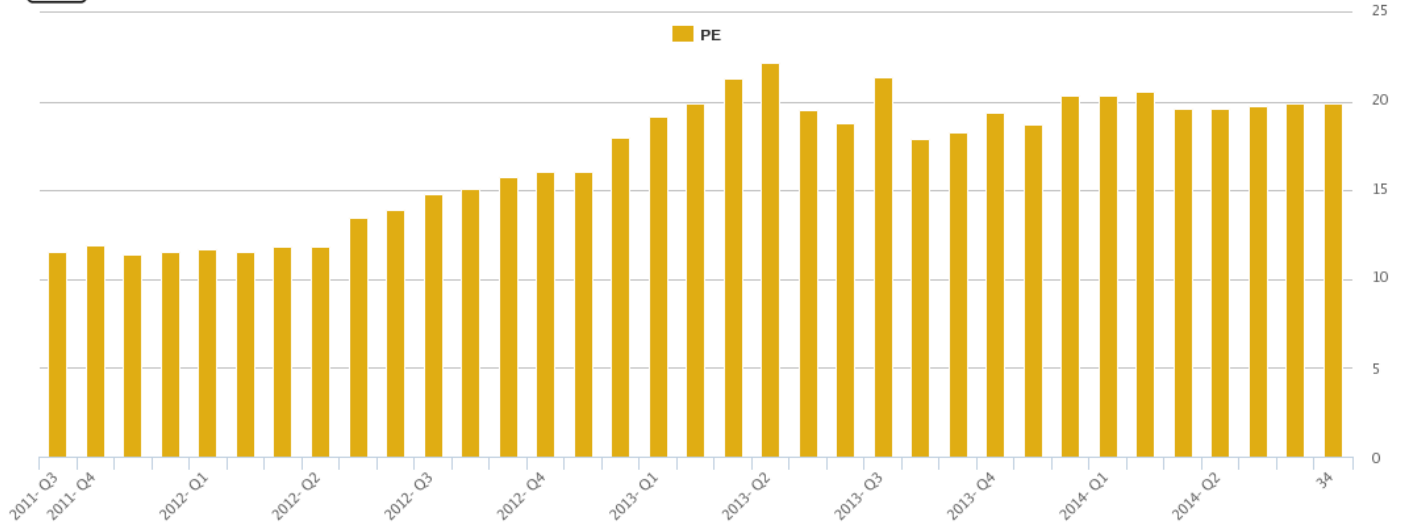
### UNS stock chart



### UNS Growth rate - Yearly



### UNS P/E chart



### UNS PEG chart

